

# forwardam.

## Ultracur3D<sup>®</sup> ST 7500 G

Tough | Durable | Grey

### Extended TDS

Complete Technical Documentation  
and Testing Summary

Version 3.1

# Contents

---

Technical Data Sheet ..... 3

Pressure & Temperature Resistance ..... 5

Dynamic Mechanical Analysis (DMA)..... 7

Industrial Chemical Resistance..... 8

Consumer Chemical Resistance..... 10

Long-Term UV ..... 12

Biocompatibility..... 14

Are you looking for an updated TDS version? [Check out the latest online version here.](#)

# Technical Data Sheet

Multi-purpose resin with high durability and fast easy printing.

The data contained in this publication is based on our current knowledge and experience. In view of the many factors that may affect processing and application of our product, this data does not relieve processors from carrying out their own investigations and tests; neither does this data imply any guarantee of certain properties, nor the suitability of the product for a specific purpose.

Any descriptions, drawings, photographs, data, proportions, weights etc. given herein may change without prior information and do not constitute the agreed contractual quality of the product. It is the responsibility of the recipient of our products to ensure that any proprietary rights and existing laws and legislation are observed.

The safety data given in this publication is for informational purposes only and does not constitute a legally binding MSDS. The relevant MSDS can be obtained upon request from your supplier or you may contact Forward AM Technologies GmbH directly at [sales@forward-am.com](mailto:sales@forward-am.com).

General Properties	Method	Typical Values
Appearance	-	Grey
Viscosity, 25°C	Cone/Plate Rheometer <sup>1)</sup>	180 mPas
Viscosity, 30°C	Cone/Plate Rheometer <sup>1)</sup>	130 mPas
Density (Printed Part)	ASTM D792	1.21 g/cm <sup>3</sup>
Density (Liquid Resin)	ASTM D4052-18a	1.10 g/cm <sup>3</sup>

Tensile Properties <sup>2)</sup>	Method	Typical Values
E Modulus	ASTM D638	2300 MPa
Ultimate Tensile Strength	ASTM D638	54 MPa
Elongation at Break	ASTM D638	13%

Flexural Properties	Method	Typical Values
Flexural Modulus	ASTM D790	2150 MPa
Flexural Strength	ASTM D790	95 MPa

Impact Properties	Method	Typical Values
Notched Izod (Machined), 23°C	ASTM D256	25 J/m
Unnotched Izod, 23°C	ASTM D4812	546 J/m
Notched Charpy (Machined), 23°C	ISO 179-1	3.2 kJ/m <sup>2</sup>

Thermal Properties	Method	Typical Values
HDT at 0.45 MPa	ASTM D648	64°C
HDT at 1.82 MPa	ASTM D648	54°C
Glass transition temperature (DMA, tan(d))	ASTM D4065	80°C

Abrasion	Norm	Typical Values
Scratch resistance (in print direction)	DIN EN ISO 1518-1 <sup>3)</sup>	Up to 25N (no visible abrasion)
Scratch resistance (against print direction)	DIN EN ISO 1518-1 <sup>3)</sup>	Up to 25N (no visible abrasion)

Biocompatibility	Method	Typical Values
Cytotoxicity – Neutral Red	EN ISO 10993-5 (2009)	PASS <sup>5)</sup>
Human Skin Irritation <sup>4)</sup>	EN ISO 10993-23 (2021)	PASS <sup>5)</sup>
In vitro Sensitization Testing- KeratinoSens™	EN ISO 10993-10 (2023); OECD 442D	PASS <sup>5)</sup>

Other	Method	Typical Values
Hardness Shore D	ASTM D2240	82
Water Absorption, Short-Term (24 hours)	ASTM D570	0.9%
Water Absorption, Long-Term (>1500 hours)	ASTM D570	>5%

*Mechanical properties overview*

- 1) Determined with TA-Instrument DHR rheometer, cone/plate, diameter 60 mm, shear rate 100 s<sup>-1</sup>
- 2) Tensile type ASTM D638 type IV, Pulling speed 5 mm/min
- 3) Constant-loading method
- 4) Patch test on 10 volunteers
- 5) For the statement on Biocompatibility data see Chapter: [Biocompatibility](#).
- 6) If not noted otherwise, all specimens are 3D printed. Samples were tested at room temperature, 23°C. ASTM sample size (L x W x H): ASTM D790 80 x 4 x 10 mm, ASTM D256 63 x 3.2 x 12 mm, ASTM D4812 63 x 3.2 x 12 mm, ASTM D648 127 x 3.2 x 13 mm, ISO 179-1 80 x 4 x 10 mm

The data contained in this publication is based on our current knowledge and experience. In view of the many factors that may affect processing and application of our product, this data does not relieve processors from carrying out their own investigations and tests; neither does this data imply any guarantee of certain properties, nor the suitability of the product for a specific purpose.

Any descriptions, drawings, photographs, data, proportions, weights etc. given herein may change without prior information and do not constitute the agreed contractual quality of the product. It is the responsibility of the recipient of our products to ensure that any proprietary rights and existing laws and legislation are observed.

The safety data given in this publication is for informational purposes only and does not constitute a legally binding MSDS. The relevant MSDS can be obtained upon request from your supplier or you may contact Forward AM Technologies GmbH directly at [sales@forward-am.com](mailto:sales@forward-am.com).

**Printing Performance**

The combination of 3D printer and material has a huge impact on the quality of the parts produced. The measured design characteristics as well as the printing speed can be found in the [Printing Evaluation Guideline of Ultracur3D® Resins](#).

# Pressure & Temperature Resistance

The pressure and temperature performance of a material is key to enable a broad range of applications and industries. Both can have a drastic effect on mechanical properties, therefore testing under these certain conditions can give an idea of the resistance of a photopolymer.

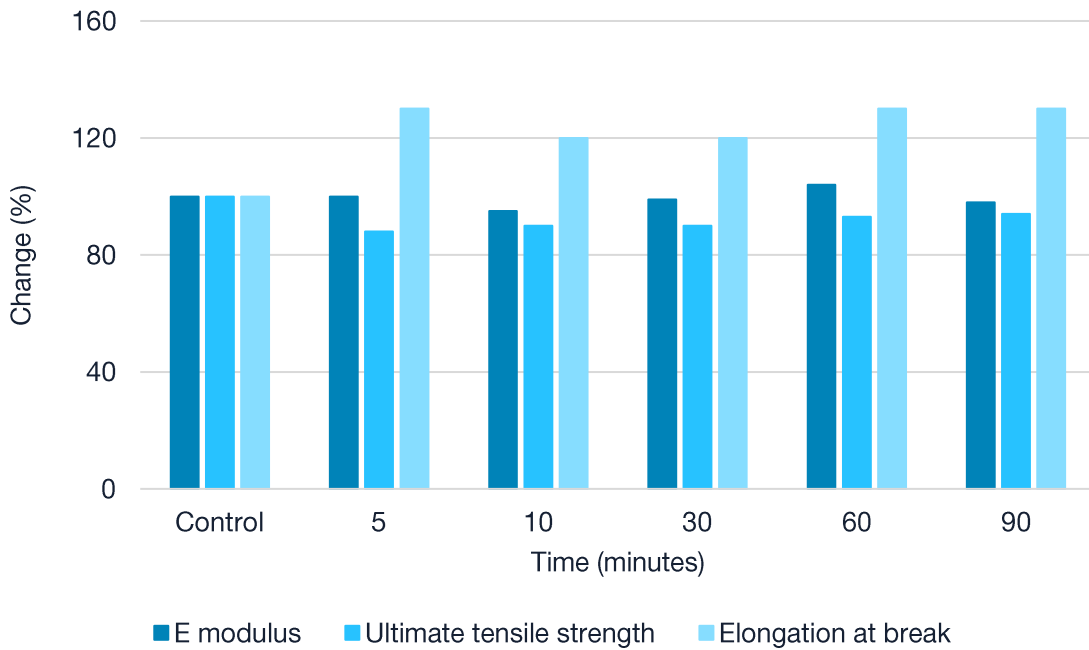
## Test Method and Specimens

ASTM D638 type IV tensile bars were immersed in water with exposed to pressure from all sides and tested according to the conditions listed below, the effect on mechanical properties was investigated.

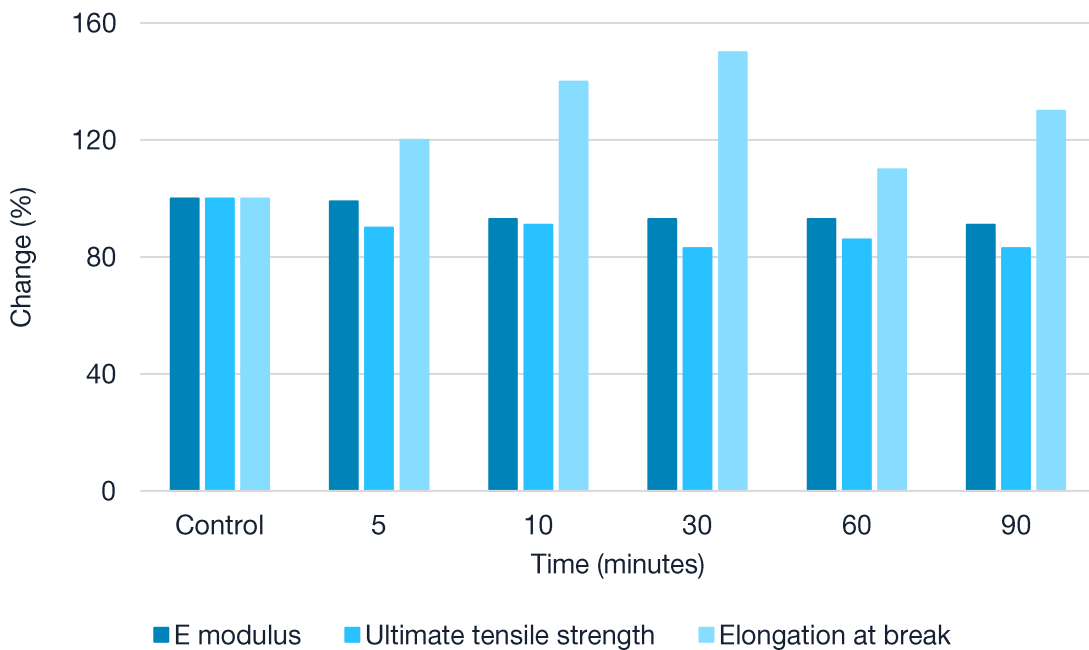
Pressure from all sides	Temperature	Time
5 bar	25°C	5 minutes, 10 minutes, 30 minutes, 60 minutes and 90 minutes
5 bar	50°C	5 minutes, 10 minutes, 30 minutes, 60 minutes and 90 minutes

*Testing conditions pressure, temperature and time*

**Mechanical Testing**



*Change in mechanical properties, 25°C*



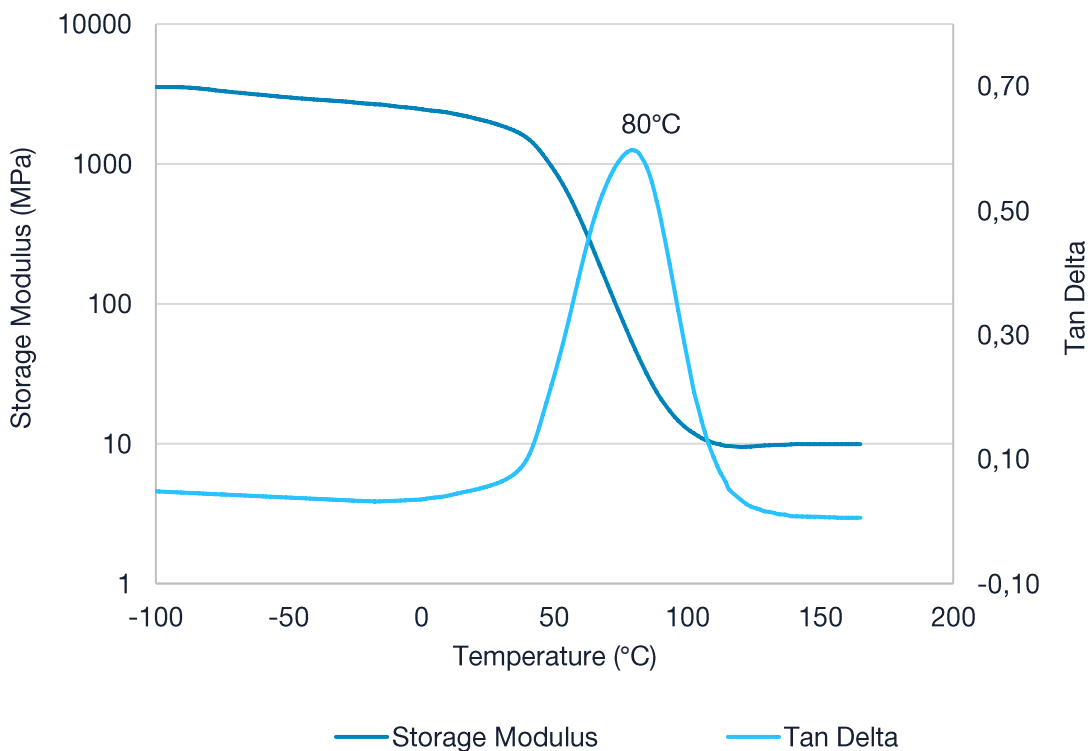
*Change in mechanical properties, 50°C*

# Dynamic Mechanical Analysis (DMA)

In this DMA measurement, a cyclic strain is applied to the sample, and the response of the sample is recorded as a function of temperature. This can give a good impression of the changes in material behavior, both at low and high temperatures. The measured Storage modulus is a good indication of the stiffness of the material. The maximum in Tan Delta gives the glass transition temperature.

	Setting
Measurement	Strain-controlled
Temperature sweep	1°C / min
Strain	0.038% (linear viscoelastic regime)
Type of loading	Dual cantilever
Frequency	1 Hz

Testing conditions DMA



DMA curve

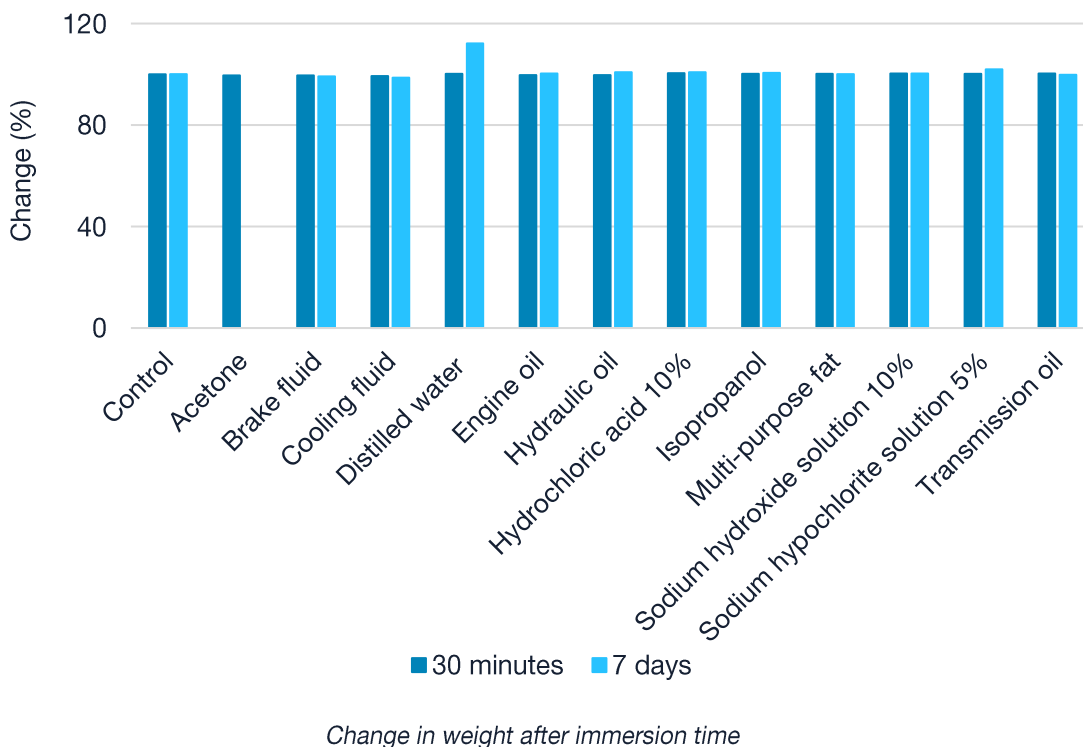
# Industrial Chemical Resistance

The resistance of resin materials against chemicals, solvents and other contact substances is an important criterion of selection for many industrial applications. General chemical resistance depends on the period of exposure, the temperature, the quantity, the concentration and the type of the chemical substance. When exposed to industrial chemicals, the chemical bonds of photopolymers can break or degrade, causing a change in the mechanical properties.

## Test Method and Specimens

ASTM D638 type IV tensile bars were soaked in each fluid at room temperature, one set for 30 minutes and one set for 7 days. Upon completion of the soaking time, the parts were removed from the test fluid and were dried to measure the weight and the mechanical properties.

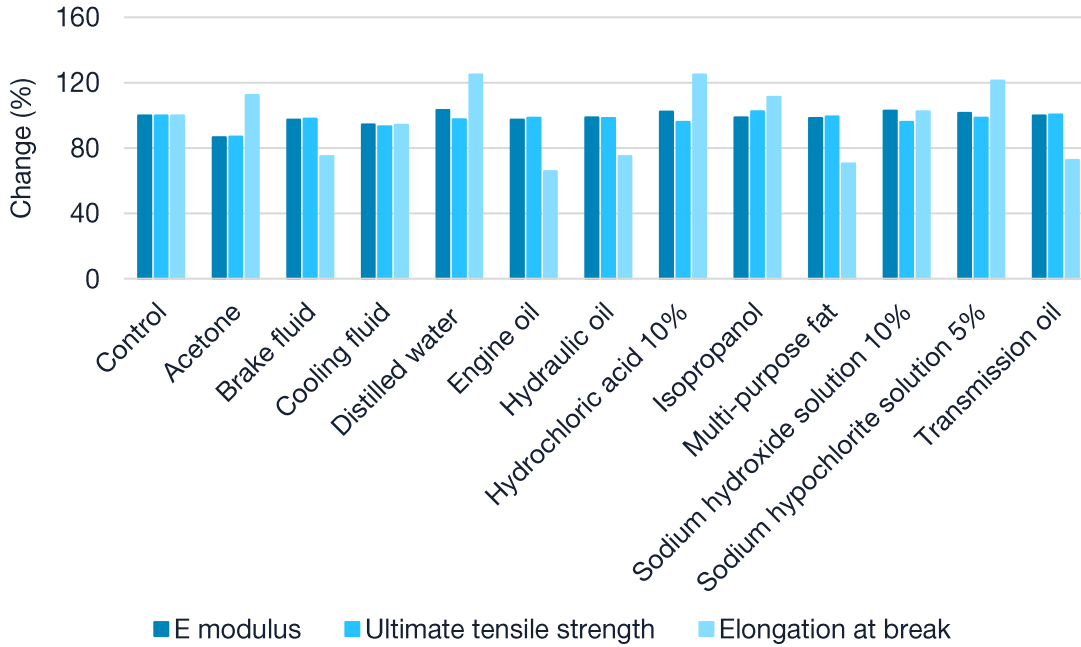
## Weight Measurement





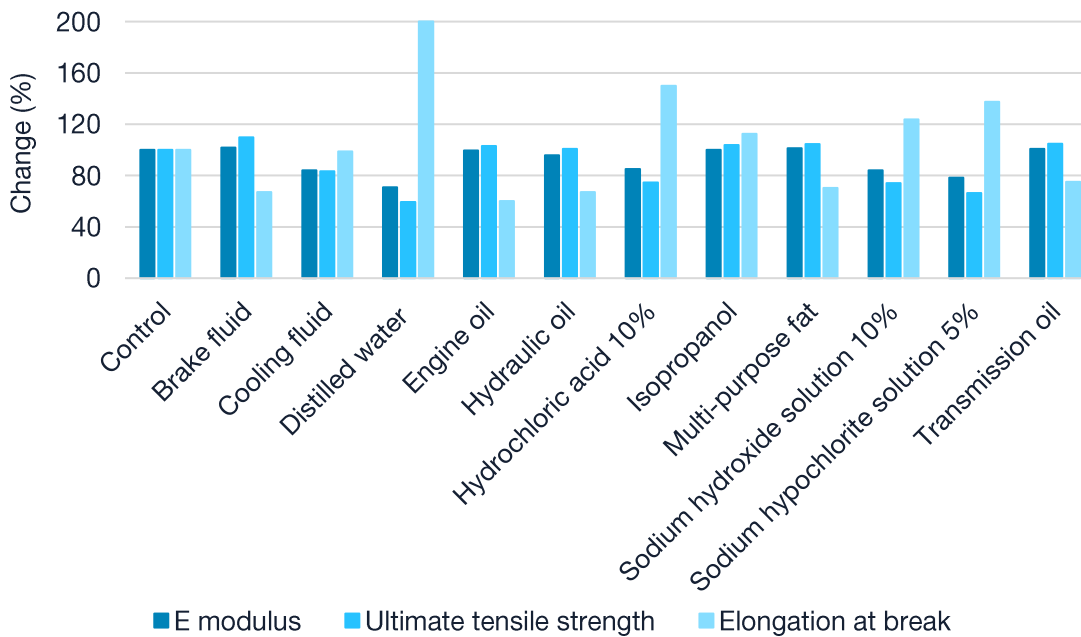
**Mechanical Testing**

**30 minutes**



*Change in mechanical properties after 30 minutes immersion*

**7 days**



*Change in mechanical properties after 7 days immersion*

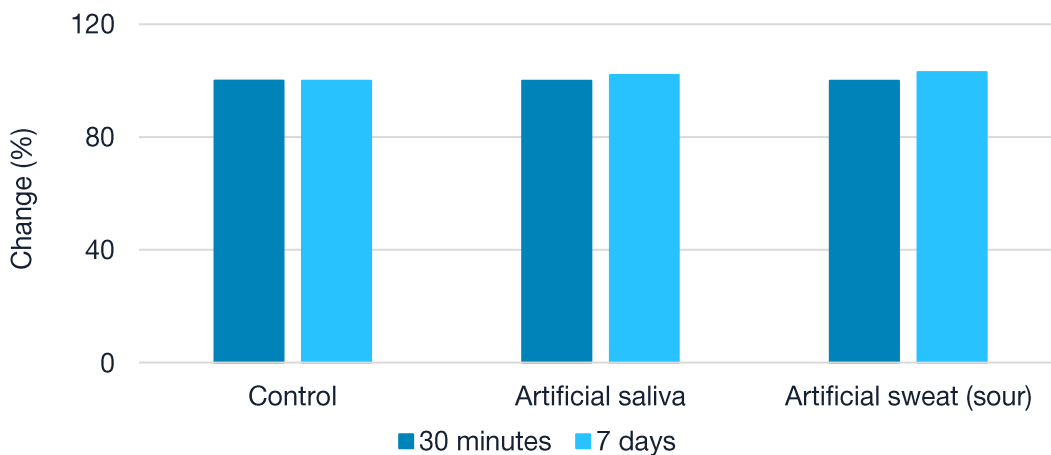
# Consumer Chemical Resistance

Similar to the industrial sector, different consumer applications may also require resistance against various chemicals, solvents and other contact substances. Testing for these application-specific requirements helps to evaluate the suitability of photopolymers for the intended use.

## Test Method and Specimens

ASTM D638 type IV tensile bars were soaked in each fluid at room temperature, one set for 30 minutes and one set for 7 days. Upon completion of the soaking time, the parts were removed from the test fluid and were dried to measure the weight and mechanical properties.

## Weight Measurement



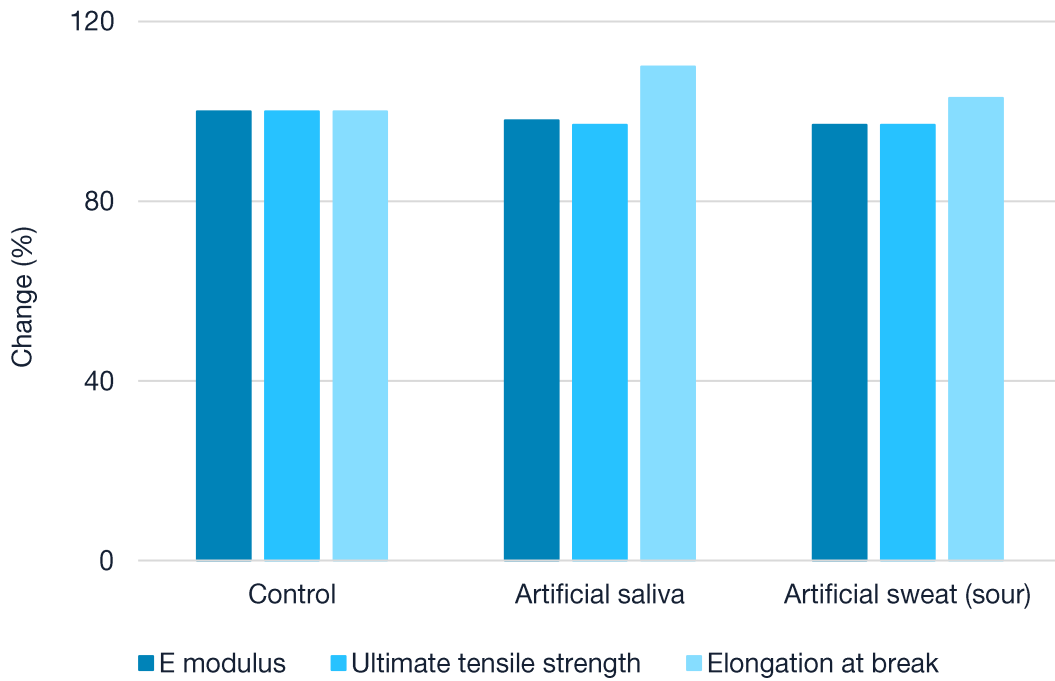
*Change in weight after immersion time*

## Cytotoxicity Measurement

After immersion in artificial saliva for 30 minutes and for 7 days, the samples were sent out, for cytotoxicity testing- neutral red (EN ISO 10993-5 (2009)). The results show that there is **no observed cytotoxicity**.

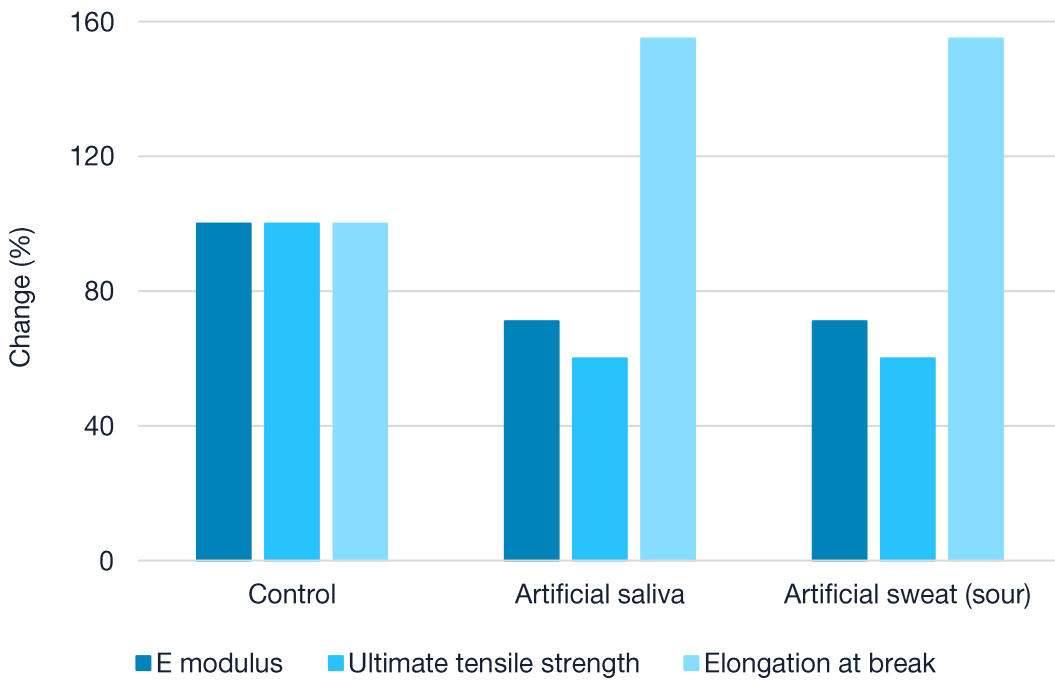
**Mechanical Testing**

**30 minutes**



*Change in mechanical properties after 30 minutes immersion*

**7 days**



*Change in mechanical properties after 7 days immersion*

# Long-Term UV

Durability is a key feature for the components utilized within many industries, as they expect the materials used to withstand years of exposure to the elements. Through the effects of UV radiation, photopolymers can degrade over time. The aging can be caused by the influence of UV light, heat and water. The degree of ageing depends on duration and intensity.

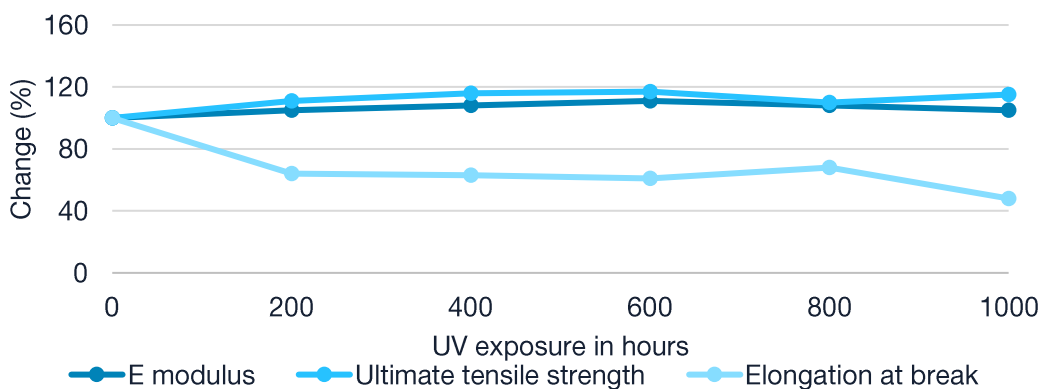
## Test Method and Specimens

The ageing tests were performed with ASTM D638 type IV tensile bars and color plates as per ISO 4892-2:2013 method A, cycle 1. Exposed samples were always removed at the end of a dry cycle, and conditioned for 24 hours at 22°C before mechanical testing.

Cycle No.	Exposure period	Irradiance		Black standard temperature in °C	Chamber temperature in °C	Relative humidity in %
		Broadband (300 nm to 400 nm) in W/m <sup>2</sup>	Narrowband (340 nm) in W/(m <sup>2</sup> nm)			
1	102 min dry	60 ± 2	0.51 ± 0.02	65 ± 3	38 ± 3	50 ± 10
	18 min water spray	60 ± 2	0.51 ± 0.02	-	-	-

Testing conditions for ISO 4892-2 method A, cycle 1

## Mechanical Testing



Change in mechanical properties after accelerated weathering

The final values after 1000 hours of long-term UV exposure can be found below.

Property	Before long-term UV exposure	After 1000 hours of UV exposure
E modulus	2240 MPa	2350 MPa
Ultimate tensile strength	51 MPa	58 MPa
Elongation at break	12%	6%

*Mechanical properties before and after 1000 hours of UV exposure as per ISO 4892:2 method A*

**Coloration**

After being exposed up to 1000 hours, there was no visual change or additional yellowing compared to the reference sample.



*Effect of UV exposure on color of the specimens*

# Biocompatibility

**Product: Ultracur3D® ST 7500 G**

Revision: 11<sup>th</sup> of September 2023

---

**3D printed test items of the above stated product have fulfilled the requirements of tests as stated below:**

**Cytotoxicity Testing- Neutral Red:**

(EN ISO 10993-5 (2009))

**Human Skin Irritation Test:**

(EN ISO 10993-23 (2021))<sup>7)</sup>

**In vitro Sensitization Testing- KeratinoSens™**

(EN ISO 10993-10 (2023); OECD 442D)

<sup>7)</sup> Patch test on 10 volunteers

The biocompatibility tests were recorded on test specimen of the referenced product to show compatibility of the material in general. The biocompatibility tests listed are not part of any continuous production protocol. The test assessments reflect only the test specimen and have to be retested on the final product. It remains the responsibility of the de-vice manufacturers and /or end-users to determine the suitability of all printed parts for their respective application.

**For notice:**

We give no warranties, expressed or implied, concerning the suitability of mentioned product for use in any medical device and pharmaceutical applications.

All information contained in this document is given in good faith and is based on sources believed to be reliable and accurate at the date of publication of this document.

It is the responsibility of those to whom we supply our products to ensure that any proprietary rights and existing laws and legislation are observed.

The certificate is exclusively for our customers and respective competent authorities. It is not intended for publication either in printed or electronic form (e.g. via Internet) by others. Thus, neither partial nor full publication is allowed without written permission. This product information was generated electronically and is valid without signature.