



Ultracur3D® ST 45 B

Tough | Fast | Black

Extended TDS

Complete Technical Documentation
and Testing Summary

Contents

Technical Data Sheet	3
Dynamic Mechanical Analysis (DMA).....	6
Industrial Chemical Resistance.....	7
Sterilization.....	9
Biocompatibility.....	10

Are you looking for an updated TDS version? [Check out the latest online version here.](#)

Technical Data Sheet

Multi-purpose resin with optimum toughness and processing speed.

The data contained in this publication is based on our current knowledge and experience. In view of the many factors that may affect processing and application of our product, this data does not relieve processors from carrying out their own investigations and tests; neither does this data imply any guarantee of certain properties, nor the suitability of the product for a specific purpose.

Any descriptions, drawings, photographs, data, proportions, weights etc. given herein may change without prior information and do not constitute the agreed contractual quality of the product. It is the responsibility of the recipient of our products to ensure that any proprietary rights and existing laws and legislation are observed.

The safety data given in this publication is for informational purposes only and does not constitute a legally binding MSDS. The relevant MSDS can be obtained upon request from your supplier or you may contact Forward AM Technologies GmbH directly at sales@forward-am.com.

General Properties	Method	Typical Values
Appearance	-	Black
Viscosity, 25°C	Cone/Plate Rheometer ¹⁾	320 mPas
Viscosity, 30°C	Cone/Plate Rheometer ¹⁾	230 mPas
Density (Printed Part)	ASTM D792	1.2 g/cm ³
Density (Liquid Resin)	ASTM D4052-18a	1.12 g/cm ³

Tensile Properties ²⁾	Method	Typical Values
E Modulus	ASTM D638	2000 MPa
Ultimate Tensile Strength	ASTM D638	53 MPa
Elongation at Break	ASTM D638	21 %

Flexural Properties	Method	Typical Values
Flexural Modulus	ASTM D790	2100 MPa
Flexural Strength	ASTM D790	95 MPa

Impact Properties	Method	Typical Values
Notched Izod (Machined), -30°C	ASTM D256	20 J/m
Notched Izod (Machined), 23°C	ASTM D256	30 J/m
Unnotched Izod, 23°C	ASTM D4812	515 J/m
Notched Charpy (Machined), 23°C	ISO 179-1	2.6 kJ/m ²

Thermal Properties	Method	Typical Values
HDT at 0.45 MPa	ASTM D648	63°C
HDT at 1.82 MPa	ASTM D648	54°C
Glass transition temperature (DMA, tan(d))	ASTM D4065	100°C

Fire, Smoke, Toxicity (FST) properties	Method	Typical Values
Flammability	UL 94	HB (1.5 mm)
Glow-wire Test	IEC 60695-2-12/-13	GWIT: 625°C GWFI: 600°C (2.0 mm)

Dielectric/Electric Properties	Method	Typical Values
Dielectric Strength	DIN EN 60243-1	29 kV / mm

Automotive	Norm	Typical Values
Volatile Organic Compounds Automotive (VOC)	VDA 278	366 ppm
Fogging Automotive (FOG)	VDA 278	112 ppm
Fogging Automotive (FOG)	DIN 75201B	0.96 mg

Abrasion	Norm	Typical Values
Scratch resistance (in print direction)	DIN EN ISO 1518-1 ³⁾	Up to 35N (no visible abrasion)
Scratch resistance (against print direction)	DIN EN ISO 1518-1 ³⁾	Up to 25N (no visible abrasion)

Biocompatibility	Method	Typical Values
Cytotoxicity – Neutral Red	EN ISO 10993-5 (2009)	PASS ⁴⁾

Other	Method	Typical Values
Hardness Shore D	ASTM D2240	80
Water Absorption, Short-Term (24 hours)	ASTM D570	>5%

The data contained in this publication is based on our current knowledge and experience. In view of the many factors that may affect processing and application of our product, this data does not relieve processors from carrying out their own investigations and tests; neither does this data imply any guarantee of certain properties, nor the suitability of the product for a specific purpose.

Any descriptions, drawings, photographs, data, proportions, weights etc. given herein may change without prior information and do not constitute the agreed contractual quality of the product. It is the responsibility of the recipient of our products to ensure that any proprietary rights and existing laws and legislation are observed.

The safety data given in this publication is for informational purposes only and does not constitute a legally binding MSDS. The relevant MSDS can be obtained upon request from your supplier or you may contact Forward AM Technologies GmbH directly at sales@forward-am.com.

Mechanical properties overview

- 1) Determined with TA-Instrument DHR rheometer, cone/plate, diameter 60 mm, shear rate 100 s⁻¹
- 2) Tensile type ASTM D638 type IV, Pulling speed 5 mm/min
- 3) Constant-loading method
- 4) For the statement on Biocompatibility data see Chapter: [Biocompatibility](#).
- 5) If not noted otherwise, all specimens are 3D printed. Samples were tested at room temperature, 23°C. ASTM sample size (L x W x H): ASTM D790 80 x 4 x 10 mm, ASTM D256 63 x 3.2 x 12 mm, ASTM D4812 63 x 3.2 x 12 mm, ASTM D648 127 x 3.2 x 13 mm, ISO 179-1 80 x 4 x 10 mm, UL 94 125 x 1.5 x 13 mm, IEC 60695-2-12/-13 60 x 2 x 60 mm.

Printing Performance

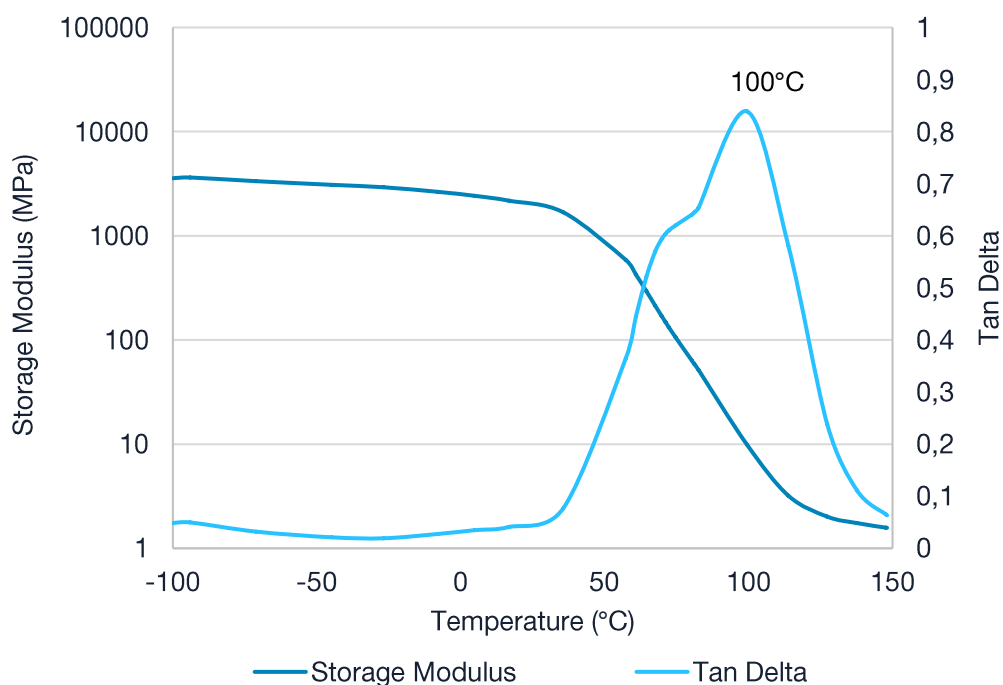
The combination of 3D printer and material has a huge impact on the quality of the parts produced. The measured design characteristics as well as the printing speed can be found in the [Printing Evaluation Guideline of Ultracur3D® Resins](#).

Dynamic Mechanical Analysis (DMA)

In this DMA measurement, a cyclic strain is applied to the sample, and the response of the sample is recorded as a function of temperature. This can give a good impression of the changes in material behavior, both at low and high temperatures. The measured Storage modulus is a good indication of the stiffness of the material. The maximum in Tan Delta gives the glass transition temperature.

	Setting
Measurement	Strain-controlled
Temperature sweep	1°C / min
Strain	0.023% (linear viscoelastic regime)
Type of loading	Dual cantilever
Frequency	1 Hz

Testing conditions DMA



DMA curve

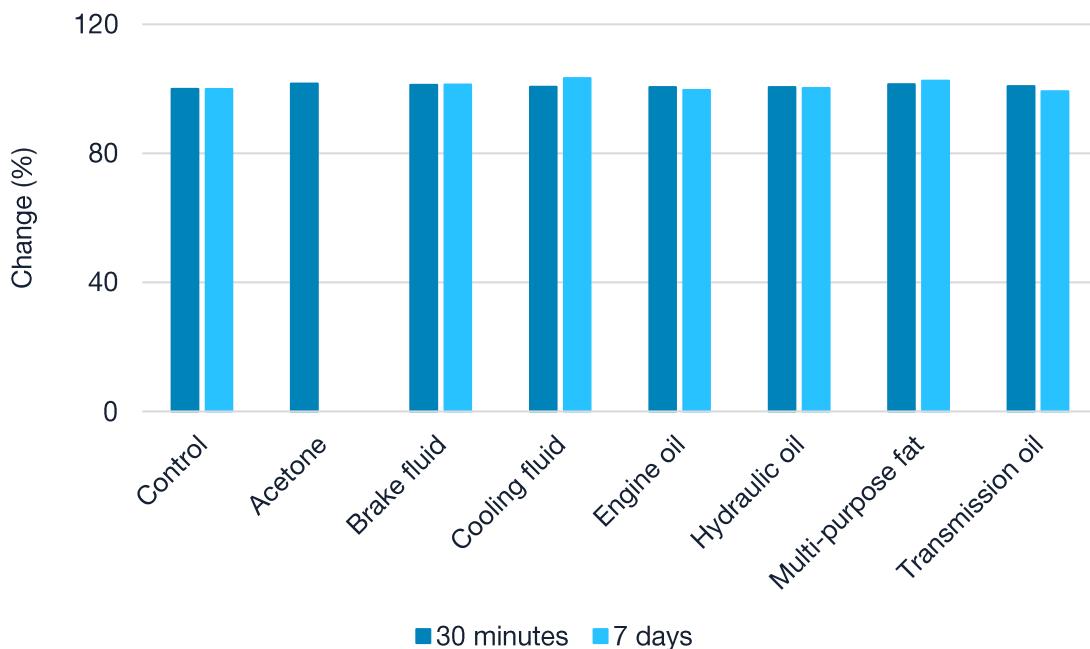
Industrial Chemical Resistance

The resistance of resin materials against chemicals, solvents and other contact substances is an important criterion of selection for many industrial applications. General chemical resistance depends on the period of exposure, the temperature, the quantity, the concentration and the type of the chemical substance. When exposed to industrial chemicals, the chemical bonds of photopolymers can break or degrade, causing a change in the mechanical properties.

Test Method and Specimens

ASTM D638 type IV tensile bars were soaked in each fluid at room temperature, one set for 30 minutes and one set for 7 days. Upon completion of the soaking time, the parts were removed from the test fluid and were dried to measure the weight and the mechanical properties.

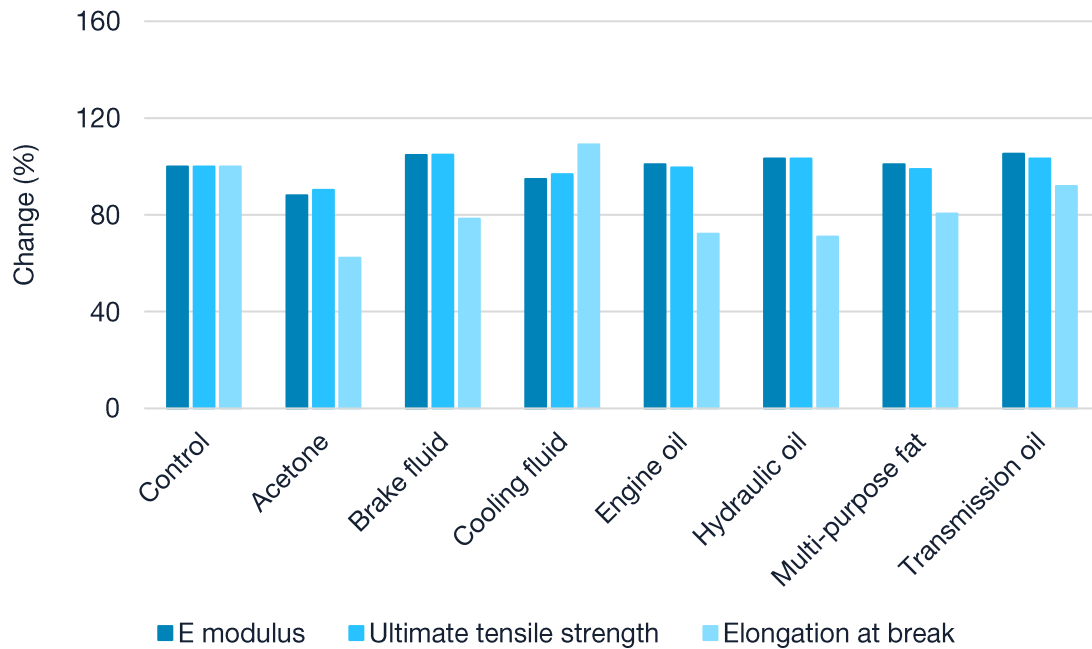
Weight Measurement



Change in weight after immersion time

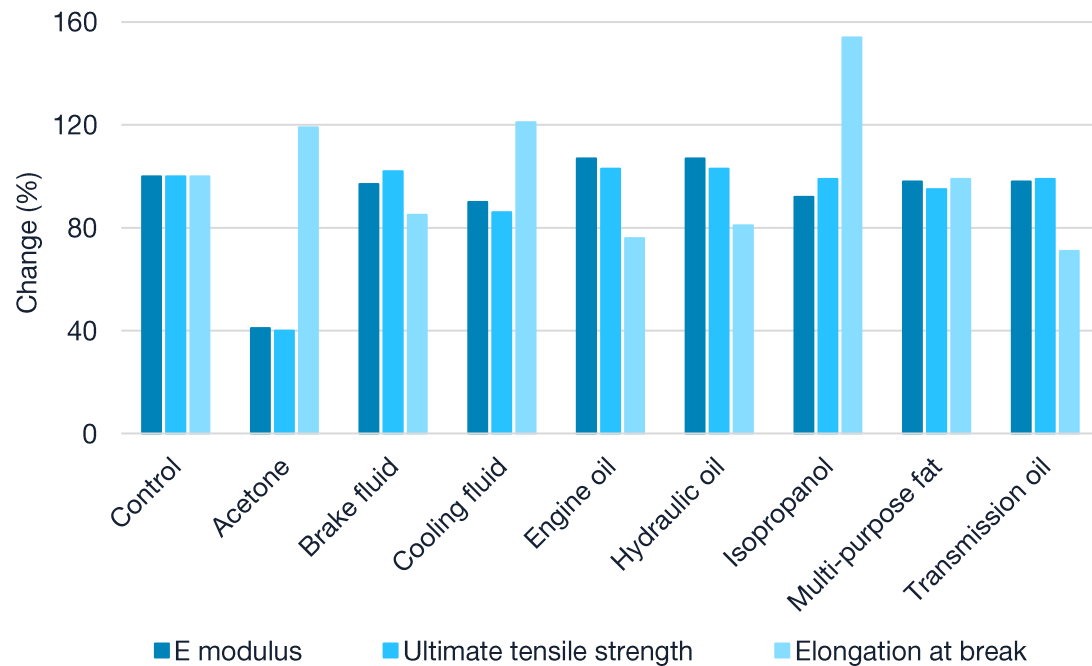
Mechanical Testing

30 minutes



Change in mechanical properties after 30 minutes immersion

7 days



Change in mechanical properties after 7 days immersion

Sterilization

Sterilization is an essential requirement in many applications especially when used in the medical field. Testing not only ensures the material quality but also determines how effectively the chosen sterilization process is eliminating potential microorganisms.

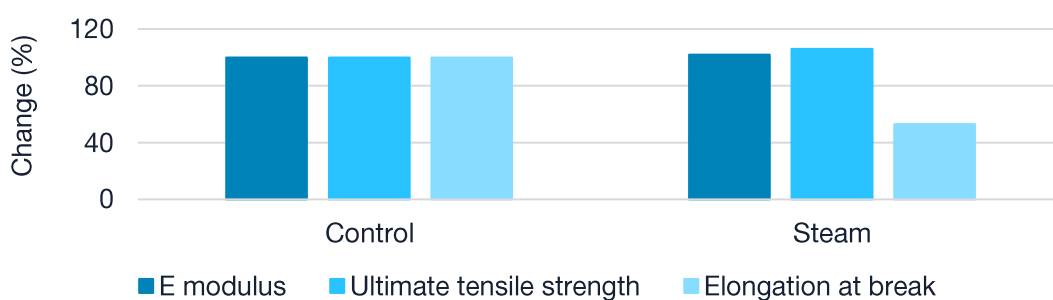
Test Method and Specimens

Steam Sterilization

Steam sterilization parameters	Settings
Vacuum pulses	4
Temperature	134°C
Pressure	210 kPa
Holding time	4 minutes
Drying time	20 minutes


Testing conditions steam sterilization

Mechanical Testing



Change in mechanical properties after sterilization

Coloration



Color samples before and after sterilization

Biocompatibility

Product: Ultracur3D® ST 45 B

Revision: 23rd of November 2020

3D printed test items of the above stated product have fulfilled the requirements of tests as stated below:

Cytotoxicity Testing- Neutral Red:

(EN ISO 10993-5 (2009))

The biocompatibility tests were recorded on test specimen of the referenced product to show compatibility of the material in general. The biocompatibility tests listed are not part of any continuous production protocol. The test assessments reflect only the test specimen and have to be retested on the final product. It remains the responsibility of the de-vice manufacturers and /or end-users to determine the suitability of all printed parts for their respective application.

For notice:

We give no warranties, expressed or implied, concerning the suitability of mentioned product for use in any medical device and pharmaceutical applications.

All information contained in this document is given in good faith and is based on sources believed to be reliable and accurate at the date of publication of this document.

It is the responsibility of those to whom we supply our products to ensure that any proprietary rights and existing laws and legislation are observed.

The certificate is exclusively for our customers and respective competent authorities. It is not intended for publication either in printed or electronic form (e.g. via Internet) by others. Thus, neither partial nor full publication is allowed without written permission. This product information was generated electronically and is valid without signature.