



Ultracur3D® ST 1400

Tough | High Impact | Clear

Extended TDS

**Complete Technical Documentation
and Testing Summary**

Contents

Technical Data Sheet	3
Material Model & FEA Simulation	5
Dynamic Mechanical Analysis (DMA).....	7
Long-Term UV	8
Sterilization.....	10
Biocompatibility.....	11

Are you looking for an updated TDS version? [Check out the latest online version here.](#)

Technical Data Sheet

Multi-purpose resin with superior toughness and durability.

General Properties	Method	Typical Values
Appearance	-	Clear
Viscosity, 25°C	Cone/Plate Rheometer ¹⁾	390 mPas
Viscosity, 30°C	Cone/Plate Rheometer ¹⁾	280 mPas
Density (Printed Part)	ASTM D792	1.2 g/cm ³
Density (Liquid Resin)	ASTM D4052-18a	1.12 g/cm ³
Tensile Properties ²⁾	Method	Typical Values
E Modulus	ASTM D638	1900 MPa
Ultimate Tensile Strength	ASTM D638	45 MPa
Elongation at Break	ASTM D638	43%
Flexural Properties	Method	Typical Values
Flexural Modulus	ASTM D790	1540 MPa
Flexural Strength	ASTM D790	80 MPa
Impact Properties	Method	Typical Values
Notched Izod (Machined), 23°C	ASTM D256	43 J/m
Unnotched Izod, 23°C	ASTM D4812	930 J/m
Notched Charpy (Machined), 23°C	ISO 179-1	4.6 kJ/m ²

The data contained in this publication is based on our current knowledge and experience. In view of the many factors that may affect processing and application of our product, this data does not relieve processors from carrying out their own investigations and tests; neither does this data imply any guarantee of certain properties, nor the suitability of the product for a specific purpose.

Any descriptions, drawings, photographs, data, proportions, weights etc. given herein may change without prior information and do not constitute the agreed contractual quality of the product. It is the responsibility of the recipient of our products to ensure that any proprietary rights and existing laws and legislation are observed.

The safety data given in this publication is for informational purposes only and does not constitute a legally binding MSDS. The relevant MSDS can be obtained upon request from your supplier or you may contact Forward AM Technologies GmbH directly at sales@forward-am.com.

Thermal Properties	Method	Typical Values
HDT at 0.45 MPa	ASTM D648	57°C
HDT at 1.82 MPa	ASTM D648	48°C
Glass transition temperature (DMA, tan(d))	ASTM D4065	75°C

Biocompatibility	Method	Typical Values
Cytotoxicity – Neutral Red	EN ISO 10993-5 (2009)	PASS ⁴⁾
Cytotoxicity – MTT	EN ISO 10993-5 (2009)	PASS ⁴⁾
Human Skin Irritation ³⁾	EN ISO 10993-10 (2013)	PASS ⁴⁾
In vitro Sensitization Testing-KeratinoSens™	prEN ISO 10993-10 (2020)	PASS ⁴⁾

Other	Method	Typical Values
Hardness Shore D	ASTM D2240	78
Water Absorption, Short-Term (24 hours)	ASTM D570	0.33%
Water Absorption, Long-Term (>600 hours)	ASTM D570	>5%

Mechanical properties overview

- 1) Determined with TA-Instrument DHR rheometer, cone/plate, diameter 60 mm, shear rate 100 s⁻¹
- 2) Tensile type ASTM D638 type IV, Pulling speed 5 mm/min
- 3) Patch test on 30 volunteers
- 4) For the statement on Biocompatibility data see Chapter: [Biocompatibility](#).
- 5) If not noted otherwise, all specimens are 3D printed. Samples were tested at room temperature, 23°C. ASTM sample size (L x W x H): ASTM D790 80 x 4 x 10 mm, ASTM D256 63 x 3.2 x 12 mm, ASTM D4812 63 x 3.2 x 12 mm, ASTM D648 127 x 3.2 x 13 mm, ISO 179-1 80 x 4 x 10 mm

The data contained in this publication is based on our current knowledge and experience. In view of the many factors that may affect processing and application of our product, this data does not relieve processors from carrying out their own investigations and tests; neither does this data imply any guarantee of certain properties, nor the suitability of the product for a specific purpose.

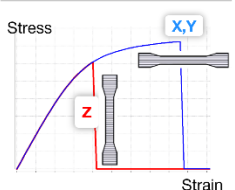
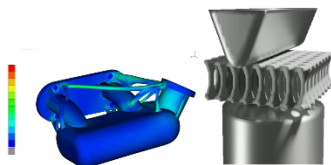

Any descriptions, drawings, photographs, data, proportions, weights etc. given herein may change without prior information and do not constitute the agreed contractual quality of the product. It is the responsibility of the recipient of our products to ensure that any proprietary rights and existing laws and legislation are observed.

The safety data given in this publication is for informational purposes only and does not constitute a legally binding MSDS. The relevant MSDS can be obtained upon request from your supplier or you may contact Forward AM Technologies GmbH directly at sales@forward-am.com.

Material Model & FEA Simulation

FEA simulation can be used to predict how different parameters such as temperature and mechanical stress affect the final printed parts. This information can be used to significantly expedite application development, and to optimize the part design to ensure all performance requirements for the application are met. In order to run simulations with a specific material, a material model is required. This model is generated based on a wide range of testing data under different loads and at different temperatures and other relevant conditions.

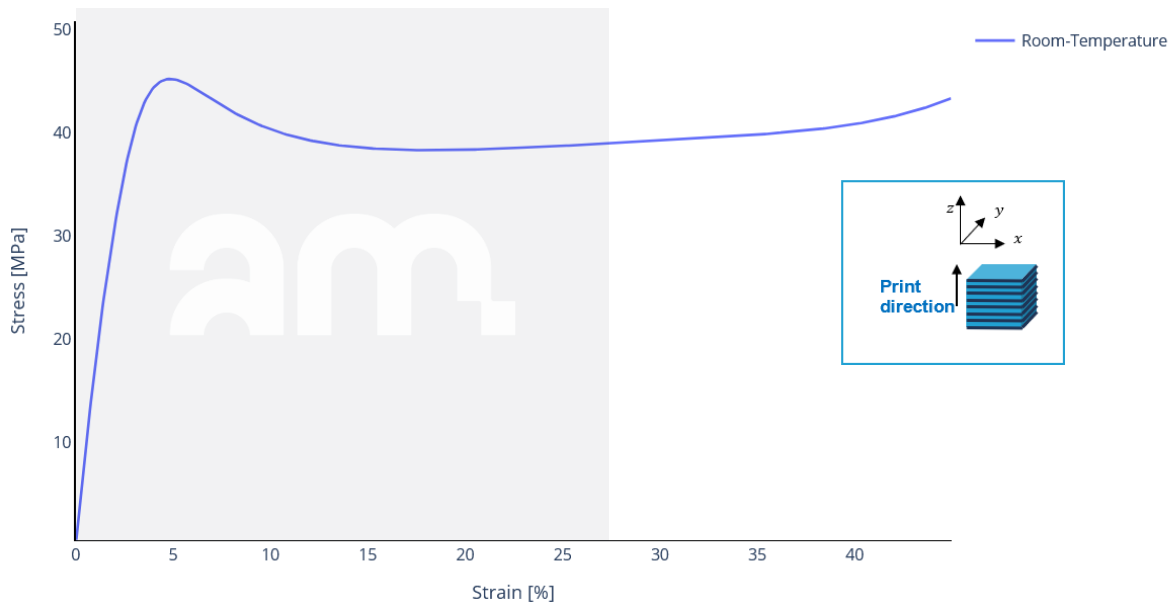
We can support you with 3D simulation in different ways, ranging from simply supplying you with raw test data, to doing the full simulation for you. These are the 3 options we offer:

Raw Material Data	3D Simulation	Material Model as a Service
<p>Starter:</p> <p>Get the curves behind our TDS data to start basic simulation work.</p> 	<p>Premium:</p> <p>We run the simulation for you. We help you to speed up your engineering process and increases confidence in part performance using a digital twin of your part.</p> 	<p>Enterprise:</p> <p>Use our in-house developed material models for 3D-Printing incl. anisotropy of the process and FEA support of our experienced virtual engineers.</p> <ul style="list-style-type: none"> ■ Anisotropic ■ Nonlinear ■ Strain-rate sensitive ■ Tensile-compression asymmetry ■ Failure modelling ■ Temperature dependent 

For Ultracur3D® ST 1400, below you can find some of the data we have available in our Ultrasim® Material Model or that we could provide to you for your own simulations. More information is available on request (sales@forward-am.com).

	Available temperatures			Strain rate / loads	
	Low	23°C	High	Quasi static	High speed
Ultracur3D® ST 1400		●		●	

- Validated, available as Material Data Set (can be converted into a Ultrasim® Material Model)
- Validated, available via Ultrasim® Material Model
- Preliminary



Stress-strain response of Ultracur3D® ST 1400 under quasi static load, loaded in x direction, at room temperature.

Warning: The description of polymer materials under large strains with standard hyperelastic material models (Mooney-Rivlin, Ogden, Polynomial type) offered by common FEM programs/solvers can lead to significant deviations from the experimentally observed mechanical response. To achieve realistic simulation results extended models have to be considered to account for effects like strain rate dependence, viscous behavior, strain softening (Mullins Effect) and permanent deformation. Forward AM has developed such models which are made available via Ultrasim® to support our customers with high confidence simulations.

Additional
material
data
available
on request



Quasi static Raw data (.csv/ASCII)



Low temperature performance



High temperature performance



Higher strain rate performance



Additional load cases (x,y,z,xy)

Request raw data for internal use via
sales@forward-am.com
or your key account

See full material overview under:
[Material data overview](#)

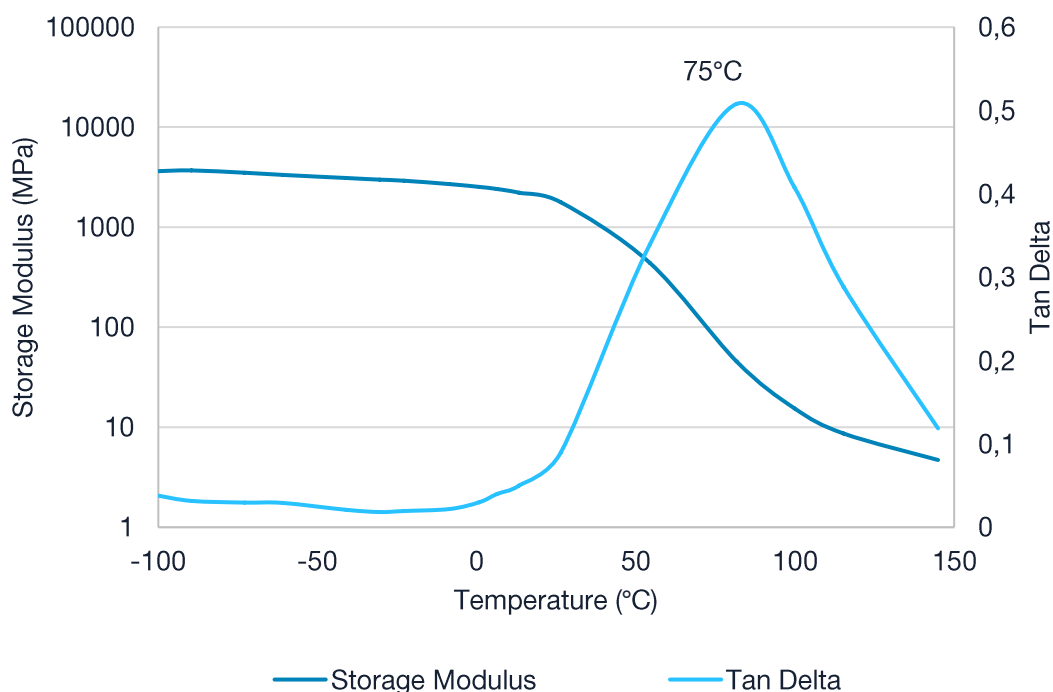
For more information visit :
[Ultrasim® 3D Simulation \(FEA\)](#)
forward-am.com

Dynamic Mechanical Analysis (DMA)

In this DMA measurement, a cyclic strain is applied to the sample, and the response of the sample is recorded as a function of temperature. This can give a good impression of the changes in material behavior, both at low and high temperatures. The measured Storage modulus is a good indication of the stiffness of the material. The maximum in Tan Delta gives the glass transition temperature.

	Setting
Measurement	Strain-controlled
Temperature sweep	1°C / min
Strain	0.019% (linear viscoelastic regime)
Type of loading	Dual cantilever
Frequency	1 Hz

Testing conditions DMA



DMA curve

Long-Term UV

Durability is a key feature for the components utilized within many industries, as they expect the materials used to withstand years of exposure to the elements. Through the effects of UV radiation, photopolymers can degrade over time. The aging can be caused by the influence of UV light, heat and water. The degree of ageing depends on duration and intensity.

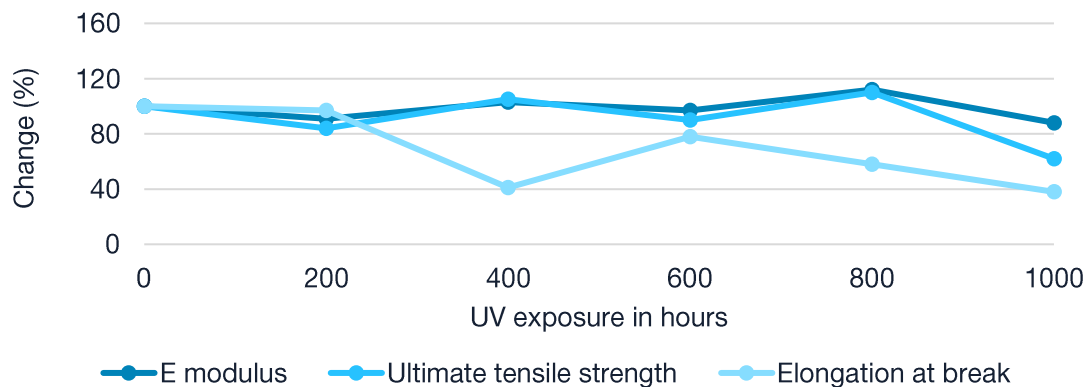
Test Method and Specimens

The ageing tests were performed with ASTM D638 type IV tensile bars and color cones as per ISO 4892-2:2013 method A, cycle 1.

Cycle No.	Exposure period	Irradiance		Black standard temperature in °C	Chamber temperature in °C	Relative humidity in %
		Broadband (300 nm to 400 nm) in W/m ²	Narrowband (340 nm) in W/(m ² nm)			
1	102 min dry	60 ± 2	0.51 ± 0.02	65 ± 3	38 ± 3	50 ± 10
	18 min water spray	60 ± 2	0.51 ± 0.02	-	-	-

Testing conditions for ISO 4892-2 method A, cycle 1

Mechanical Testing



Change in mechanical properties after accelerated weathering

The final values after 1000 hours of long-term UV exposure can be found below.

Property	Before long-term UV exposure	After 1000 hours of UV exposure
E modulus	1880 MPa	1650 MPa
Ultimate tensile strength	45 MPa	28 MPa
Elongation at break	43%	16%

Mechanical properties before and after 1000 hours of UV exposure as per ISO 4892:2 method A

Coloration

After being exposed up to 1000 hours, the color shows some yellowing but overall stays fairly stable.



Effect of UV exposure on color of the specimens

Sterilization

Sterilization is an essential requirement in many applications especially when used in the medical field. Testing not only ensures the material quality but also determines how effectively the chosen sterilization process is eliminating potential microorganisms.

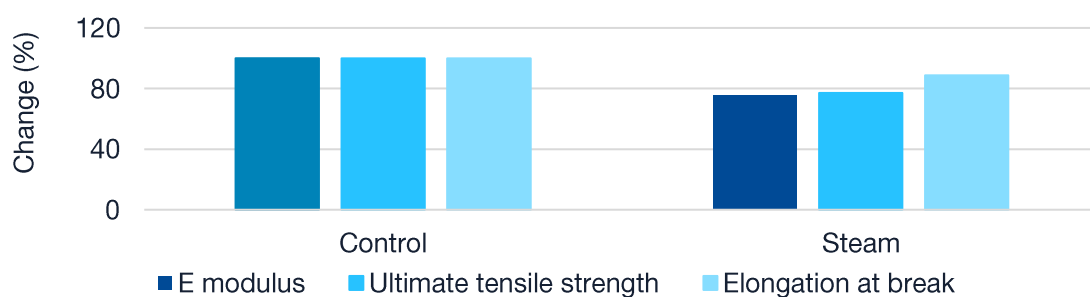
Test Method and Specimens

Steam Sterilization

Steam sterilization parameters	Settings
Vacuum pulses	4
Temperature	134°C
Pressure	210 kPa
Holding time	4 minutes
Drying time	20 minutes

Testing conditions steam sterilization

Mechanical Testing



Change in mechanical properties after sterilization

Coloration



Color samples before and after sterilization

Biocompatibility

Product: Ultracur3D® ST 1400

Revision: 02nd of May 2022

3D printed test items of the above stated product have fulfilled the requirements of tests as stated below:

Cytotoxicity Testing- Neutral Red:

(EN ISO 10993-5 (2009))

Cytotoxicity Testing- MTT:

(EN ISO 10993-5 (2009))

Human Skin Irritation Test:

(EN ISO 10993-10 (2013))⁶⁾

In vitro Sensitization Testing- KeratinoSens™

(prEN ISO 10993-10 (2020))

⁶⁾ Patch test on 30 volunteers

The biocompatibility tests were recorded on test specimen of the referenced product to show compatibility of the material in general. The biocompatibility tests listed are not part of any continuous production protocol. The test assessments reflect only the test specimen and have to be retested on the final product. It remains the responsibility of the de-vice manufacturers and /or end-users to determine the suitability of all printed parts for their respective application.

For notice:

We give no warranties, expressed or implied, concerning the suitability of mentioned product for use in any medical device and pharmaceutical applications.

All information contained in this document is given in good faith and is based on sources believed to be reliable and accurate at the date of publication of this document.

It is the responsibility of those to whom we supply our products to ensure that any proprietary rights and existing laws and legislation are observed.

The certificate is exclusively for our customers and respective competent authorities. It is not intended for publication either in printed or electronic form (e.g. via Internet) by others. Thus, neither partial nor full publication is allowed without written permission. This product information was generated electronically and is valid without signature.